

NEWSLETTER – October 2024

From the Chair

No. 154

Talofa lava

It has only been a month or so since we began implementing MenzShed Kapiti's new Governance and Leadership structure. I would like to thank you all for supporting it and giving it a go. As with any new structure there will be some adjustments that will need to be made along the way.

The main objective for the new structure is to spread the day-to-day workload and responsibilities for running our shed across as many of our members as possible. By doing this the day-to-day decisions and priorities are made where they should be i.e. with the teams and individuals responsible for the task or project.

It is great to see how things are unfolding and the increasing number of members stepping up and wanting to help. If you haven't already and would like to help, please talk to a committee member.

To our committee members thank you for leading this change and the work you are doing behind the scenes.

As usual life at the Shed is busy and with Xmas just around the corner this will increase even more. Let's not forget to take time to laugh and enjoy the great camaraderie our Shed is renowned for.

Malo Soifua

Tony

Chris Thomson

We are sorry to announce that Christopher (Chris) Thomson one of our long-standing members died on the 23rd October 2024.





Chris was a life member of the shed and was active in introducing new members to the shed and creating oven sticks to remove hot items. He was always doing something around the shed and was good company.

He will be missed.



Upcoming events

Just a memory jog of what Menzshed Activities are happening in the foreseeable future.
Make sure you have them in your own Diary.

Event	Date	Where	Comment
Shed Closes for Christmas break	19/12/24		
Shed reopens	9/1/25		
Recurring Events			
Sharpening tools	Last Thursday of Month	@the Shed - regular event	By Gordon and Ray  
Electric watch battery replacement	Second Tuesday of the Month	@the Shed – regular event	Mick Mc will be bringing his wristwatch tools to replace batteries for a small charge 
Fresh Scones	Last Thursday of Month and whenever there is a birthday shout or any other excuse!	@the Shed – fairly regular event	Hans and his apprentices will be producing superb scones fresh from the oven, or for anyone's birthday shout 

Contact Details

Name	Position	Phone No	Email Address
Tony Annandale	Chairman	020 41745745	Chairman.MenzshedKapiti@outlook.com
John Moriarty	Treasurer		Treasurer.MenzshedKapiti@outlook.com
John Moriarty	Secretary		Secretary.MenzshedKapiti@outlook.com
Roger Currier	Newsletter Editor	021 991617	Currier.Roger@Gmail.com

Around the Shed



Aging antique chair being repaired by Mick Mc




Table top being made by Jim W



Another battery recycling cabinet made by Allan C. This time for Waikanae library



Safe box inside recycling cabinet



The new garden behind the sheds is flourishing



The Toy Maker



We have a gang of gifted toy makers, Graeme J, Jim F and Noel T with their wares displayed in the garage.


The intention being that the toys are for sale either before Christmas or in our garage sale. Talk to Noel T if you are interested. The toys are Wheel barrow, chairs, trains, cots with covers and bicycles.

Now what am I bid for the lovely red train – painted by Glenys, Noel's wife??

The Tui feeders were made by Robbie McK



Eathquake practice being discussed by Noel T






Simon W and Lex W came in on an off Menzshed day to install new lights in the garages. Well done guys.

The scaffolding was provided for free by Safe Scaffolding. Lex reports they are great guys very cooperative and recommends them.

They can be found at <https://safescaffolding.co.nz/>



Another letter box by Dave M, made with plywood with a wood stain finish



A Spinning bowl made by John O. For use with spinning spindles.



Cornhole bag throwing game, popular in the USA. The board was initially made by Chris T and finished off by Alf C



First erection of a 3m high sustainable Christmas tree for Kapiti Council. It is yet y to be stained!



*Before and after picture of a children's climbing frame which had to be re-roped.
Done by Alistair B*

Hi Guys

Got a coupla minutes?

This one isn't on the books.

A coupla years ago a coupla guys, Trevor and me, intercepted a coupla boxes of hardwood offcuts headed for the firewood pile. We figured they may have a better future if only we could think of one. Rather than stow them away on site the boxes were transferred from Menzshed to my shed where they would be a total pain in the butt until I could think of a way of making good use of them.

Coupla years went by until, a coupla months or so ago, a coupla women, my wife and a workmate, chewed my ear about getting SOMEONE from Menzshed to make a bit of garden furniture involving a coupla planter boxes to fill an empty nook in her garden.

Coupla days later, after I'd got a coupla brain cells to work in unison and made a coupla sketches, we came up with a coupla ideas to make it happen.


This is the outcome. Fits the spot well and the owner is delighted. What's more it has converted a coupla boxes of offcuts that could have ended up as a coupla bags of firewood into a coupla hundy bucks for the Menzshed coffers.

That should make a coupla money counters happy!

Cheers

Derek C





Wayne W (bottom right) and his old group. "Summer Breeze".



Odd things we get donated for firewood!



Roger C & Russel C with a project for Goodmans. Building 12 concrete sample boxes. We had a model to follow but the proprietary handles were too expensive so we cut and reinforced slots in the ends for easy grip.



The rebuilt trailer being put to good use, moving firewood – what else?

AGE TEST



WHAT'S THE CONNECTION BETWEEN THESE TWO OBJECTS?

A Billboard Frame for Coasters - by Derek C

Hidden away in the accounts for October is an unexpected donation of \$250 from Coasters Musical Theatre. There is a bit of a story behind this donation.

This is the billboard frame to which the koha relates. As can be seen it is a reasonably simple item using around 30m of 70mm x 22mm stock which, if purchased as decking timber from one of our usual sources, might have cost about \$80 - \$90. In the event all the stock was ferreted out from our stockpile behind the shed so direct cost of materials = \$0.

The project came to me in August. I am an almost-foundation member of Coasters Musical Theatre having joined 43 years ago to join the cast of a musical variety show at The Southward Theatre in 1981. Since then I have taken part in 87 shows and numerous sundry items of musical entertainment on the Kapiti Coast in roles ranging from back-row-of-the-chorus to lead and major parts. As well I have spent many years in the administrative and production side of the theatre including Newsletter editor for 25 years, several stints as President, compiling, producing and directing numerous cabaret shows, sound and lighting installation and management and just about everything else that the theatre business entails, including set design and construction.



If Coasters Musical Theatre is not a familiar name the theatre occupies the site at 15 Hinemoa Street, Paraparaumu. It owns both 15 and 17 and leases 17 to Kapiti Foodbank where many of our members put in many good hours installing the building the Foodbank occupies.

I was awarded Life Membership about 15 years ago so I'm still on their "active" list but, now that I have reached mid-octogenarian status my vocal and acting capabilities are on the wane so life on the stage is no longer a viable option. But I still have some uses and they know I am a member of KMS so, when they had a need for a billboard frame they contacted me to ask if Menzshed could make them one.

I had a wish to do the job myself but my MS programme was fairly full so anything approaching a quick resolution was unlikely on the basis of 2 mornings a week. However, several days of the week are still available to me at home and I have all the tools and facilities I need so I proposed to fulfil the request, in the words of one of my feature songs, My Way. I would do the work at home in my capacity as a Coasters Life Member and I would obtain the timber from Menzshed for which Coasters would be asked to make a koha donation. It was a win-win-win proposition.

The job is now done and Coasters have made good on their commitment but at a level which is, in my view, far in excess of reasonable expectation. I thought \$100 - \$150 would have been ample to cover the value of stock and my labour was donated to Coasters on the basis of my membership of that group but they have more than covered that expectation on the basis that they, as a Registered Charity, want to make that donation.

I know we are not talking huge sums here but I would consider it a favour if KMS would acknowledge the donation by Coasters. Charities working with Charities for the collective good of the community is one of my favourite topics.

And the billboard is currently doing good service on the site opposite Pak n Save advertising their upcoming production, Frankenstein.

Derek

Should Women be allowed in the Shed?

There is an ongoing debate in the shed community regarding admissibility of women members.

Should women be allowed at normal Menzshed meetings and 'goings on', or should there be a 'Women's Day' or mixed gender days and men only days?

I have been doing some research into what happens at other sheds and here is a picture* of an understandably very happy shed in Ireland where women are most welcome with just a 'tiny' reference to their dress code. I am talking about the hats!


I think there is a lot to be gained by admitting women.



It's Always Worth Having a Go

Things break, things no longer work properly should you throw them away or have a go at fixing them? I learned so much by having a go and recommend you give it a try. Here's yet another example

My electric drill started behaving strangely. It would only work if held upside down and even then, not every time. It occurred when I was using a particular battery, so I decided to have a go. I opened up the battery and here's what I found – they are nickel cadmium batteries.:



In the first image you can see burnt paper insulation, the second is a rather charred break in the metal strap connecting two cells, the third image was after I had cleaned it with my dremel and resoldered it back together, the bit of paper packing helps hold the cells in place. It all works fine now, and I don't have to stand on my head! It's AWHG!

*** The 'Women in the Shed' picture above was generated by AI and is entirely false**

What's it like joining the Menzshed – by Barry Timms

Freshly retired, I was curious and itching to discover what happens at the Kapiti Menzshed. A neighbour had mentioned he was a member and was enjoying his time there but in reality, I knew little about "the shed"!

As my first job out of school was to serve an apprenticeship in Engine Reconditioning, followed by a 3 year stint as a fitter and turner, and a couple of years as an Armourer in the Territorial Army, I was hopeful there would be a metal lathe and a milling machine to re-kindle my love of engineering. After a 3-year OE in Europe, I came back and worked as a motorcycle mechanic for a year before starting off in business, firstly car grooming, and then bought a Chem-Dry Carpet and Upholstery Cleaning business which my wife and I ran for 36 years.

So apart from maintaining equipment, my metal working passion lay dormant for 50 years!

A quick check of the website told me the timings were Tuesdays and Thursdays 9.00 till 1.00., in a hidden away location in Rangihiroa reserve, wherever that was I found out it was somewhere off Rangihiora street.



Barry T with a project

As I drove up the narrow end of Rangihiroa street, I spied a procession of cars and bikes disappearing up a skinny driveway! At 5 minutes to 9 the car park was reasonably full I thought. I was welcomed into the morning coffee and delicious scones, the car park kept filling until we had reached the 70 odd member daily average.

The in-house Maître D and my neighbour, Roger King introduced me to the most important man in the kitchen, resident Baker Hans. Most weeks there is a birthday to celebrate, and for a mere \$40, you can share the love on your birthday I was told!

The morning meeting started with lots of social banter, learning from the respective guys I sat with and finding I knew some in a previous life.

What made it so interesting was there was such a broad cross section of people, skills and interests, who treat each other as equals, from major business leaders, trades people, administrators to humble carpet cleaners! And you could have a go at anything!

After announcements, new jobs and projects were offered for whoever fancied having a go, a joke or two, and I was taken on a guided tour of the facility.

I was blown away, every tool, machine and a well-stocked store with every nut, bolt, screw, latch and knob, and a dream selection of battery powered tools!

The icing on the cake was the engineering shop! My dream come true. My garage at home could never justify the cost or have the space for all the kit in there! A lathe, mill drill, every welder I could wish for, a power hack saw, cutoff machine, drill press, grinders, liners, tools to burn!

I was in heaven!

Within half an hour, I had a little project to cut my teeth on that would test my welding skills, most of which I had forgotten after 40 years off the tools!

Next month I'll fill you in on my journey at the Menzshed. Just loving it!



Beautifully crafted cross by Mark Keong for Paul Wilson's funeral. The family were going to hang it in on wall in family home after funeral.



We had two teams putting up signs for Kapiti Food Fair, they were Cliff D, Alfred, Jim W, and Tony A, Jim F, Noel T – thanks guys

As an experiment I am going to try a Beg, By, Borrow, Sell, or Give page

This is your opportunity to get rid of stuff or find that thing you need Dave P suggested it, and his is the first item. Flick me an email with details of what you would like to BBBSG

Name	Contact	BBBSG	Goods
David Palmer	04 2931600 or Robyn.Mundnz@Gmail.com	Beg, Buy or Borrow	Scythe

A pirate walked into a bar and the bartender said “Haven’t seen you in a while, what happened? You look terrible”

“What do you mean?” said the pirate, “I feel fine”

Bartender “What about the wooden leg? You didn’t have that before?”

Pirate, “Well, we were in a battle, and I got hit with a cannon ball – but I’m fine now”

Bartender, “Well ok but what about the hook? What happened to your hand?”

Pirate, “We were in another battle. I boarded a ship, and we got into a sword fight. My hand was cut off. I got fitted with a hook. I’m fine really.”

Bartender, “What about the eye patch?”

Pirate, “Oh, one day we were at sea and a flock of birds flew over. I looked up and one of them shit in my eye.”

Bartender, “You’re kidding, you lost an eye just from bird shit?”

Pirate, “It was my first day with the hook!”

Click on this link!

I had positive feedback on the article in last month's newsletter on links to YouTube videos. Here are some more links I found interesting.

If you find any gems on the Internet, please share them and I will put them up here, (if appropriate)! Below is an explanation on how to get the link to a YouTube video you may have to press Ctrl as you click on the blue text. It doesn't work on a printout!

70 year old persian carpet that hasn't been washed for more than half a century

- So your wife says something like 'this carpet is filthy go and hire the carpet cleaning machine from New World' Just show her this video about what is necessary to clean a Persian carpet and threaten to get a hose pipe out in the lounge! I think you will be surprised at the final carpet.
- [Cleaning a 70 year old Persian Carpet](#)



Introduction to using a metal lathe.

- Quinn from blondihacks has an excellent series of videos on how to use a metal lathe, Suggest you have a look at this one, even if you are using a wood lathe – it's about safety on a lathe I have been using a wood lathe for years and there are things I should have done.
- [Metal Lathe Tutorial - Theory](#)



For more advanced general lathe and milling try these two links:

- They will take you to a whole series of interesting related videos
- [Joe Pie - The Best Mill Tip you will ever get](#)
- [Clough42 - Measuring V belt pulleys](#)



How to get the link to a YouTube video.

Right click anywhere on the video screen, while it is playing, and a black box like this should open up.

Left click on the second item, "Copy video URL", and you should be able to paste the result into an email.

It should look something like this "https://youtu.be/xX31J9cBR2o".

This is the link. Send it to me at Currier.Roger@Gmail.com. I will check it out and put it in the newsletter if suitable.

Plus a special mention of support of our MenzShed Kapiti backers, local businesses, supporters, and sponsors.



A Roof Over Our Heads



Supply of toilet &
Plumbing Items



Serious Site Earthworks



Amenity Electrical Items



A Heatpump For Our Comfort



Waikanae Charter
Club Community Grant



Electrical Apprentice Manpower



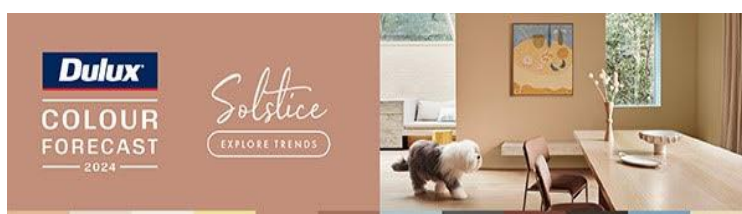
Printing Our Brochures



Driving The Website



Stair tread edges and
trims



*We receive 10 litres of Cabots stains annually from
Dulux*

Plus that ongoing support for our projects and community activities



Boys Toys and Just Stuff for Community Projects

Remember these magnificent people when you plan your next special project

