

Sheddie News

April 2022

The official newsletter of MENZSHED NZ

From the Chairman

At last covid vaccinations are behind us and we can look forward to more relaxation of covid regulations. Sheds will need to address their options now that vaccination passports are a thing of the past. It is worth noting that most sheds are seeing a slow return of members. Confidence will grow with time.

Over the last few weeks I have been involved in link ups with other countries that have Menzsheds. Iceland, Canada, USA and England to name a few. There are eleven countries that have Menzsheds. I am sure this will increase each year. It is interesting to note that we are the only country that runs Menzsheds as a voluntary organisation. All the other countries are funded through their Government health budget. This allows them to employ a team of people to set up and administer Menzsheds. Some also get funding to distribute to sheds as grants. Although I see many benefits in this I can also see that there is a high risk of the parent organisation telling sheds what they can and can't do. Being a voluntary organisation and having values such as not creating policy for sheds enables all sheds to meet their community needs. "One shoe does not fit all".

It is pleasing to get newsletters from sheds all around the country as it gives me an over view of what is happening around the country. There is some extremely good work being carried out by sheds in all communities. I am very impressed and heartened by the goings on that I read about in your articles. I take my hat off to sheddies that are contributing to the wider community through their sharing of skills learnt over the years. Well done to each one of you for the part you play.

At present I am editor of this newsletter. This is a task I enjoy immensely. A newsletter written for a local shed is not always material that is of value to the wider readers from another region. It may be great to see for example "Bill enjoying making a toy" in a shed newsletter but it is not of interest to people in other regions. By telling us who the toy is for and the process, technologies involved in the job plus a photo if possible make the article appeal to all sheds. Or by telling us a little about what your shed has been up to and then putting the 'Bill enjoying making a toy photo' it becomes more relevant to us. This is what I would very much like you to keep sending for us all to enjoy and learn from in the national newsletter making for a great read.

Stay safe and enjoy your time down at the shed.

Trevor



A reminder to Facebookers that we have a shedder group called the MENZSHED NZ shed forum at <https://www.facebook.com/groups/917022518450093>

Presently 47 sheds are represented by 89 shedders.

To participate, visit the site and answer the two screening questions.

After your application is accepted, you will be able to read and post to the site.

Next Newsletter

The next newsletter is due for publication at the end of July. The deadline for articles for that newsletter is **Friday 22nd July**. When you have completed an interesting project or done something of interest with others down at the shed, send us an article. Don't wait for the deadline as it gives the editor time to arrange articles. It is always good to see pictures with an article. Format for article please use Word and Jpeg for pictures as these are easy to work with. Send articles to **chairman@menzshed.nz**

Health and Safety

Talking with sheds from around the country it appears that Health and Safety is not always that important. It is worth remembering that **we have a duty of care to look after one another**. We talk about values like "health and well being" surely then this extends to each shed defining a Health and Safety Policy. It is all good when there is no accidents. But what happens when there is an accident. Do we just say "Oh dear bad luck" ring the members partner and say Jimmy will be home to night minus a few fingers and carry on as though nothing has happened. **We must be prepared** for these occasions by looking at our shed and identifying all hazards, documenting them and noting what needs to be done to avoid an accident, instructing members on a safe way to use equipment, use liquids etc. Regularly keep an eye on members to see that personal safety equipment is being used.


At regular committee meetings or meetings of the trust there should be recorded a Health and Safety section. This would indicate to outside organisations that we do take Health and safety seriously. You never know when something goes wrong who may look at your procedures. It is better to have some Health and Safety documentation than nothing at all. At least you can say we are working on the document as it is an evolving issue within our shed.

There are resources on our web site and each member shed has full access to them. They are not policies but resources that can be used as is or changed to suit your sheds operation. If you have a good shed policy and don't mind sharing please send it to us and we will include it in our resources.

Conference 2023

It is very pleasing to see that planning for this event is well underway. The folk in Hawkes Bay tell me they have found great accommodation for us at Lindisfarne College. There is plenty of parking for those who would be coming along in the motor homes and the beds are comfortable for those who will be seeking to stay over night.

Planning for speakers is being arranged and I am sure there will be topics of interest for all. Food for thought, thought provoking and time to meet up with members from around the country, share experiences, tell stories, have a laugh that's what it is all about. Later in the year the programme will be finalised and information will be going out to all sheds. Watch this space.



Annual General Meeting 2022

The date for this event will be the **20th June**. In preparation for this each shed should receive papers relating to remits that sheds would like to put forward along with voting papers for places on the executive. All paper-work relating to the AGM will be or may have already been forwarded to the secretary of each member shed.

Once again we can only have a virtual conference. Details of this will be sent to all sheds prior to the link up. We appreciate that this is not the best for all.

It is worth remembering that there is only one vote per shed. Once you have the material that is sent to your shed it would be wise to talk about it and formulate how you want your shed member to vote etc.

Keep an eye out for AGM information.

Results From The Survey Undertaken

There were fifty sheds that responded to the survey. From these fifty sheds we have eighteen hundred and fifty nine men and sixty six women members. The most popular days are Tuesday, Wednesday and Thursday. Most sheds are open for three session a week. We have contributed to the eradication of stoats, rats etc by the making of 14890 traps. A job well done by all ! It would be great to have had a return from the survey that reflected the total number of member sheds as the information gained does not fully show numbers of members. Maybe sheds that did not response could now look to complete the survey so we can get a more accurate membership number.

Region One News

Northland and Auckland

Great Start To The Year At The Kerikeri Mens Shed

2022 has started where 2021 left off for the Kerikeri Mens Shed - it has been very busy. We can't believe that we are already six weeks into the New Year and although numbers are down because of the Covid issues the guys continue to bump out some interesting projects as well as participate in our tomato growing competition.

The photos below show that there has been a bit of a seat restoration theme so far this year however other projects continue to be completed for all sorts of community groups and individuals.

No doubt Covid will continue to make its presence felt for some time to come and as the health of our members is paramount we will have to close the Shed again as case numbers rise. This aside we are looking forward to another successful year in the Bay of Islands.

Ken and Roy celebrate the completion of a cane chair we were asked to recover.



Murray proudly demonstrates the garden bench he resurrected from scrap materials.

Ian P refurbished several seats for the local Putt Putt - these are the before and after shots!



Ian B is one of our newbies - he grew this 921 gram monster at his place in Okaihau - the formula and location is top secret!

Cheers Wade



Region One News Continued

Men's Shed North Shore Lockdown Project - Steampunk Gorilla

I have finally finished my Steampunk Gorilla that I started at the beginning of the first lockdown. He is carved from a piece of demolished kauri framing that I bludged when I was doing some contract design work at the Chelsea Sugar refinery some 30 years ago.

His name is Sir Mortimer Apeworthy and he has used his time-travelling backpack to travel from the year 3159 to try and prevent all the harm done to his ancestors due to deforestation etc..

I've been a bit of a Steampunk nerd since about 2012 when I went to the first Aethercon Steampunk Convention in Auckland. I just love the limitless opportunities for stories, artwork etc.

Steampunk has been around since about 1987 and is how we the imagined Victorians may have seen the future, a world of incredible inventions driven mostly by steam and clockwork. It has millions of followers around the World. (Oamaru is the Steampunk Capital of NZ)

Want to know more? Just Google "Steampunk," "Steampunk Art," "Steampunk Art Sculptures" etc. (Allow yourself a couple of weeks!) It is a wonderful aesthetic and there is endless inspiration for unusual projects, artwork etc. Roger Curl



Region One News Continued

Settlers Lifestyle Menzshed Activities

Well, I must say that one guy in our shed has been very busy with his carving. When the shed closes in the afternoon Brian will often take his work back to his apartment and he can be seen “whittling away” out on his deck.

He has produced some wonderful items ranging from religious carvings to candle sticks. When Brian moved into the village, he didn't know a lot about wood working but over the few years he has been here he has learnt a lot, including wood turning.

I have been busy making four little girls prams and will eventually sell them. These have been very popular over the years. I used to buy the wheels, but it added \$24 odd dollars to the sell price, so I now turn them and use “O” ring rubber for the tyres joining it with Loctite instant glue.

The dinghy, which featured in the last newsletter, is close to going to auction so I will report on this in the next newsletter.

We have landed a few more jobs for the preschool across the road which includes repairing chairs to making a new rabbit hutch.

Cheers and keep having fun.



Region Two News

Waikato, Bay of Plenty and Gisborne

Te Awamutu Menzshed

Te Awamutu Menzshed has been very active since coming out of lockdown. Covid protocols have stifled some activities, but recent publicity of a high-profile restoration has led to an abundance of work, both repair and new. A member of the public brought in an old "Pedal Horse" to be restored. This had been a family favourite for many years. As an avid watcher of the TV 1 program "The Repair Shop," she thought the Menzshed might be up to the challenge. The project was taken on with quite an impressive result, which delighted the owner.



Before and after restoration



The garden crew has been busy planting and harvesting. The large plum tree on the property cropped well, adding to the sales with the summer veggies. The team is now getting ready to plant their winter veggies. The autumn harvest has resulted in good crops of sweet corn, tomatoes, berries, late new potatoes, and buttercup pumpkin being sold to the men. The tool maintenance team has had their hands' full sorting donated tools coming mostly from couples moving into retirement villages and deceased estates. These are cleaned, sorted, and the best taken into stock or used as replacements. Many have been superseded by electric and cordless gear. Those not needed are disposed of for a donation.

The metal shed has almost completed the router table. This tool has jobs stacked up waiting. These include axe handles for a customer. The hard rata timber is challenging, especially for the large band/rip saw. Ongoing education is provided to the men on operating some of these tools.



With the return after the holidays of the kindergartens and playschools, the timber men have been busy repairing playground equipment. Other projects include the repair of the flagpole from the Village Green in Te Awamutu. This work is being undertaken for the local RSA.

The replacement of the bronze cross stolen from a local church with a wooden one, among many other tasks.

Region Two News Continued

Rotorua Community Menzshed Opens

The official **opening** of the new building for the Rotorua Community Menzshed Trust was held on Saturday 19 March 2022 at 41 Pererika St. The day started with invited guests and members who made a tour of the Shed.

Then the Ribbon was cut by the MP Todd McClay jointly with Stewart Edward from the Rotorua Trust who is the major sponsor, other sponsors are Lion Foundation, Four Winds Foundation, The Southern Trust and Pub Charity.

A Karakia was performed by representatives of the Pukeroa Oruawhata Trust. The shed had been finished in early 2021 but an official opening was not possible due to the lockdowns and other COVID restrictions said Wesley Ah Chan the Acting Chairman. Now we have a new shed please call down to see us if you want any work done (we are a bit like the Repair Shop on TV) or if you wish to become a member. We have several community projects on and welcome any new members.


The event finished with a morning tea and further tours of the premises.

We had unofficially moved in to this premises in 30th January 2021.

The new building was designed by members and Wesley Ah Chan Treasurer got the funding for the new shed and also drew the plans with the help of another member Alf Brash.

We started this planning for the building process in early 2019 as the lease on the existing building expired and the landlord the Rotorua District Council decided not to renew the lease but offered some land at a very low ground rent to build our own shed.

The building commenced in September 2019 but the lockdown in April 2020 put a halt on the progress. Our own members built the interior of the shed. Laurie Wilson and Jon Buckingham were the main builders. We finally finished the shed in early 2021.



Region Two News Continued

Hamilton Community Men's Shed

Greetings all, Three months of the year have passed and Omicron is still hovering over our heads. This will be my last newsletter as Brian Thompson has volunteered to take over. I'm pleased as I think shed tasks should be shared around and my goal was only to get a newsletter established.

So let me introduce Brian who will tell us a bit about himself. I'll then finish off with some shed news.

John

I have been co-opted to produce the newsletter of the Hamilton Men's Shed for 2022. John has done an excellent job with this up until now. I unwittingly offered to help, and seems have now temporary taken over the role.

My name is Brian Thompson, or 'Thomo' as I was called in the Fire Service which I served at for 36 years both here and at Wellington. I needed something else to twiddle my thumbs at in retirement.


I am a Newbie at the Men's Shed, went along to see what all you guys and gals wasted your days at, and was instantly hooked.

Joined in Dec, and now seem to be one of the regulars on a Tuesday and Friday helping to solve all the world's problems over the 'CUPPA TEA' break outside.

Was not GREAT at woodwork, initially I was going to offload all my unwanted tools at the shed for people to use, but upon entering the WORKSHOP, I suddenly realized the equipment in Men's shed Hamilton is far better maintained and a lot better.

Went through the usual meet and greet, and was shown around the site, slowly working my way into making and repairing my own projects that I could never find the elusive 'ROUND TUIT' to complete at home.

Wow what a place, the activity is amazing, wood flying everywhere and all sorts of construction being made from the Angel boxes, to making hearts, monkeys on a stick, wooden cars for the Xmas Salvation appeal, cutting boards, and building cranes etc.



Tom repaired this bamboo horse which was missing a few parts, and the owner was really impressed. As we all were. Great to see these skills abounding in the shed. The all important Coffee Break is where the main topics of the week are discussed and altered, and how 'WE' as a small group can change everything that is going wrong in the world today.

Brian Thompson John Smith.

Region Three News

Taranaki, Manawatu, Whanganui, Hawkes Bay and Wellington

Napier Menzshed—Coop Them Up

During the Napier floods in November 2020, all of Marawa School's chickens drowned.

Napier Menzshed was approached by the school to design and build a chicken coop for them that was raised on piles to enable the chooks to survive should there be another flooding event.

The coop which was built like the proverbial brick was recently completed and handed over to the school. The children showed a keen interest in the construction and asked many pertinent questions. We have received numerous messages of thanks from the school students

It made a pleasant change to be working outside instead of being cooped up in the Shed.

Napier Menzshed has a history with this school. We opened up for them for an hour or so a week in 2019 where a group of our (police vetted) members helped the kids to build and learn to walk on stilts. Sadly this programme finished when Covid intervened at the beginning of 2020.



FINALLY THOSE CHICKENS HAVE FOUND A ROOST!



MENZSHED
NEW ZEALAND

Region Three News Continued

Napier Menzshed Continued: A Visit to Napier Menzshed

The morning began with the arrival of the Mayor and Councillors who had visited the Napier Menzshed to view the facilities and some of the many projects that members had worked on: from turned pens, elaborately constructed model boats, ride on toys, storage racks for the City Council's recycling bins, to the big projects like the five giant chairs, the pirates' chest at Ahuriri and the chicken coop recently completed for Marewa school. Mayor Kirsten turned her hand to routing a groove in a mahjong board. All were relieved that she completed that task with ten of her fingers intact!

Napier Menzshed's deputy manager, Doug Stewart welcomed the Mayor and Councillors to the Shed.

He gave an outline of the history of the Shed from its beginnings in 2014 to be the successful entity that it is today.

The secretary, Mike Richardson commented that he hoped that the Councillors' visit would become an annual event. He then presented the Mayor with a copy of his cartoon book, "Menzshed Madness".

Member, John Pursur kept them all amused with his story telling.

There was a bit of good humoured banter about a promised road sign, directing people to the Menzshed. Both Co. Richard McGrath and Mayor Kirsten assured the members that a sign has been ticked off and was coming very soon.

Councillors Greg Mawson, Ronda Chrystal, Nigel Simpson, Richard McGrath and Sally Crown all introduced themselves before Mayor Kirsten Wise spoke, thanking the Shed members for their invitation. She also thanked them for what they do for the community. She hadn't realised the extent of what they achieve and the range of skills that the members share. She congratulated them too on the camaraderie and good humour of the group. It is a safe, healthy place for men meet, socialise, learn new skills and contribute to the Napier Community. The Mayor also confirmed that she had ordered one of the recycling bin stands that the Menzshed make. She requested a deluxe model please.

Russell Allerby, an avid wood turner, presented the Mayor with a turned pen, made from crushed eggshell mixed with an epoxy resin and finished with gold coloured fittings. He had named the pen Golden Egg.

To conclude, Mike Richardson told the party that the Napier and Hastings Menzsheds are to host the National Menzshed conference and AGM in April 2023. He requested that The Mayor pencil the date into her diary as he was expecting her to be a guest speaker at that event. (No pressure then). She assured everyone that she would be there.



The mayor is second from the left .



Region Four News

Canterbury and Westland

All Happening Down at the Ashburton Menzshed

Since coming out of level 3 lock down for Covid 19 last September the Ashburton shed has been in catch up mode completing projects that were held over during the lock down. We have undertaken a variety of work that has come into our premises since the lock down. It appears that whilst the country was in lock down people have found items that require repairs etc. Some of our more worthy projects that our members have undertaken during this period are; cutting fence palings and making boxing pegs using supplied reject timber for Mitre 10. Assembling crates for used silage wrap for Waste busters farm collection. Manufacture metal sign frames for heritage buildings which will be installed around various sites of historical interest in Ashburton for the District council. Made two garden seats for the A & P society. Manufacture a Large game (connect 4) for the riding for disabled. Undertaken engraving for identification of tradie's tools for Neighbourhood Support. Made a toy stable for auction by the local radio station (Hokonui) proceeds \$350 went to Cancer Society Support Group. Made a large model of Wilsons Transport container truck for staff farewell gift. Made a grandfather clock casing for client. Made a farm trailer using donated wheels and hubs and the trailer was sold on Trademe. Continued the weekly technical training course at the Shed for the Christian School students. Run computer and smart phone courses for members. Went on a social outing for members visiting Machinery Museum at Geraldine. Various improvements have been made around our shed during the last year; Install a large kitset shelter station between two shipping containers to provide a good open area work space, and concrete the area between the station and the shed. New and second hand equipment has been purchased recently to improve equipment available to members - Table dimensional saw, metal cutting band saw, Spiral cutter head thicknesser and a 16" electronic controlled drill press. The Shed has made donations to various charities recently, \$200 to the Movember fund run by the local radio station, \$500 donated to the Cancer Society Support Group. From our surplus equipment stock we have passed on to the newly formed Geraldine Menzshed, bench saw, buzzer/thicknesser combo, mechanical hacksaw, lathe/milling machine, water blaster, welders and various hand tools. Overall all bodes well for our Shed for 2022, Hopefully we will get more freedom by the lifting of restrictions of the Covid regulations in the near future.



Region Four News Continued

Amberley Menz Shed Assist Cancer Society

The newspaper headline says “Daffodils helping to Grow Awareness”, and hopefully that is actually quite correct! The headlines didn’t see the problems we encountered along the way, even though we won through in the finish, and the local newspaper gave us front page coverage, together with the photo included in this article. Unfortunately the daffodils haven’t been put to the test yet, thanks to the arrival of Covid! Now you may not see the juxtaposition between daffodils and Covid, but let me explain!

Some time ago one of our members found himself involved with the Cancer Society, and in order to support them as best he could, he made some model daffodils using wood and corflute, which were quite popular with those involved in the Society. Unfortunately our man suffers ill health himself, and when the Society recognized the potential his daffodils may well have as a static display item on daffodil sales tables, he was unable to assist. However some of his Sheddie friends decided to help, and a whole new model became the focus of our attention for some weeks.

First we re-designed the flower! We found that it needed to be quite big, like about 1.5 meters tall, and the flower needed to be about 80 cm wide. This was a problem, because the height and weight made the structure unstable, and liable to breakage or “fall-over” in anything other than perfectly still conditions. This then became the first design problem.

We solved it by using old reinforcing steel from under our fence for the stems. They needed to be cut to length, cleaned, undercoated with rust killer paint, then top-coated with appropriate green paint, and the stems were made. However they still needed to be made upright and stable. We asked the local Lines Company for old but still useful cross-ties off their power poles which we took home cut to length, then turned them into crossed which is heavy enough to foil the most determined wind !


Our on-site engineer designed a unit to attach to the top of the stem of the soon to be designed daffodil, and we were well underway. However more was to come because we decided to expand (or maybe that should be reduce) production by making a smaller version specifically for sale to supporters, and this meant designing a smaller stem and stand. Problem number two! This problem was solved by using Electric Fence standards, which stick into the ground so no base is necessary. Our on-site engineer was able to modify the top unit to take a smaller connection for the flower head, and the paint we had used for the stems of the sized daffodils was fine for painting the standards. All going to plan!

The flower head itself was a different worry! We intended to use disused corflute real estate signs for the petals, but this was a problem, as the paint we had didn’t stick. We tried roughening the surface to be painted, but that didn’t help, so eventually we had to turn to science and acquire the undercoat made for the purpose. Fortunately we were able to arrange a donation of the necessary amount. Sufficient real estate signs were not too difficult to get, as there is always a plentiful supply, and no other use for them appears to be out there! The daffodil cups were a different story. Our original plan was to use plastic buckets, and we did have offers of supply of these, but in any colour except yellow. The thought of a blue or purple cup daffodil didn’t really hold a lot of charm, but then a member remembered buying a lemon tree in a yellow plant pot, which seemed to be the solution. We were able to track down the wholesaler of the lemon trees and discovered that all the lemon trees were planted in these yellow plant pots, and further that, the wholesaler had more available that he was prepared to donate to our cause! We obviously accepted, and took delivery of about 100 pots, which we were able to share with another branch of the cancer society who are carrying out a similar project.

Region Four News Continued

Amberley Menz Shed Continued:

So, the constituent parts of an artificial daffodil were all there. All we needed to do was to assemble them and deliver them off to the society in time for their annual Daffodil Day appeal . That was when Covid came into it! Just before we were due to deliver them, Daffodil Day was cancelled. Now this did not mean that the Society didn't still want them, but rather that the "public unveiling" didn't happen. All the local people whom we had hoped would be impressed, and who we had hoped to be pleased with the task we had undertaken, will have to wait until the 2022 Daffodil Day. Bit of an anti-climax really.



However, all were delivered and appreciated. As an added bonus the Cancer Society asked us to make a model tractor for display purposes. This was also a bit of fun, as it had to be "flat pack" so it would fold down to fit in the back of a car, but strong enough to stand up to a bit of rough treatment by kids who didn't recognize that it wasn't to be ridden on. We achieved our goal, and the "cherry on the top" was that the local car painting firm painted it bright yellow, to match the daffodils. All in all, a great little project, where we helped a local cause, enjoyed a lot of fun.

MPs Visit To Bishopdale Menzshed

Early in March the Bishopdale Shed had a visit from National Party Leader Christopher Luxon and local list MP Gerry Brownlee. The visit was organized by Gerry as they wanted to see what sort of activities were around aimed at benefitting men's health. It was a very informal occasion with the two MPs chatting about the facilities and the projects individuals were working on. They were impressed with all aspects of Sheds in the way they helped both individual members and the community. All in all a good promotion for the Menzshed movement.



Region Four News Continued

From the Oxford Men's Shed

We have been very busy in our shed over the last month making changes to our building

.Our plan for some time has been to extend the building to make a new shop to house all our metalwork equipment, due to a number of factors. The main one being increased cost and uncertain supplies due to the virus. The other being a lack of numbers turning out from the general membership. The trust decided early this year that although we had all the paperwork done, funding costs were nearly impossible to apply for as the costs were rising so quickly we couldn't put in a final figure, and the figure we had reached just didn't stack up as being a sensible option any more.

So we are making the most of the existing building by making a few alterations.

The first of which we have completed this week, was to move a wall which made our large office area and the "smoko" room to create a small entrance/kitchen area with the rest of the space now our "smoko /meeting" room with a small area closed off with 4 swinging doors to hide the office desk and files.

Starting next week we will begin the install of our new dust extraction system. We have purchased the holytec DC004 system. This has a 250mm duct dia inlet and we will run that size pipe work across the workshop ceiling then drop down to 100mm take off pipe work to the machines. With its capacity which is 5 times our present system we will hopefully have not much dust left on our floors.

The residents of Oxford and surrounding area have been keeping us on our toes with repairs to various bits of furniture and making small items for them, but one couple who rocked up to the shed a couple of weeks ago asked if we could make a stand for them. After a bit of discussion about what it was they wanted and sizes – materials etc, we came to a decision that we could turn out exactly their required item from some 9mm MDF we had a supply of. The CNC router would make them with a precision that would allow the stand to be flat packed to their customer along with the goods, which it turns out are socks.

A bit more discussion on detail and we parted with an agreement to knock up a sample unit for them to make sure we were all on the same page, three days later we had a sample and their delight. They were so impressed that when we told them the price we set pre unit they upped it by \$5. Then told us the order was for 40 units please with further orders to follow.

With a bit of tweaking the programme on the CNC we commenced cutting and 12 sheets of MDF and three days later we had the cut finished. With a tiny bit of clean up on the sharp edges the pieces were laid out in the workshop and a gang started to apply a single coat of urethane. We had the top of every bench and flat surface covered with drying wood. The finished item stands 550mm high and 300mm deep 350mm wide.



Region Four News Continued

Kaiapoi Menzshed Back in Operation

Because of the fire at Sutton's Tools on the night of 29th 30 th January the members of the Kaiapoi MenzShed have not been able to access their workshop located at the back of Sutton's industrial site. Suttons have been generous benefactors to our shed allowing our workshop to be located on a corner of their factory site for many years. Unfortunately the destructive fire resulted in asbestos contamination across the site, no water, no power and no toilets, meaning the shed was unable to operate.

By coincidence on the day before - Friday 28th January - the shed had held a very successful Christmas dinner at Pineacres Restaurant.

The Menz Shed workshops and equipment suffered no damage as it is away from the main factory. There was a search for temporary premises- including a generous offer from Pegasus Shed.

It was with a sense of relief that the shed was able to restart on the 5th of April. The temporary power supply from a 3.5 KW generator means only one machine can be run at a time.

Prior to the shut down a shed project has been the manufacture of cubby holes for the Woodend School. By reverting back to manual methods- hand saws, not the electric saw bench, the final section of cubby holes was completed on the 5th April.

During the shutdown- the shed members were active in installing the Canterbury Day decorations on the Williams St Bridge. Next should be the ANZAC decorations. The opportunity was also taken to organise a mini-golf outing followed by lunch at the Hornby Club. An opportunity to catch up with fellow members.

There have been several working bees around the shed prior to the reopening day and 15 members turned up for the opening day which was followed by the monthly meeting at the golf club where 27 attended.



Woodend Cubby Holes



Mini Golf Winners



5th April Restart Cuppa.

Region Four News Continued

Rolleston Men's Shed

Covid has affected the Shed to a fairly low level and impacted on its operation to a minimum in 2021 but numbers attending recently have dropped. The Shed has a new Treasurer and things have changed, previously a Treasurer would get a heap of paper dropped in their lap, now it is a laptop which is "dropped" in their lap. However the Treasurer still has to check the balance.



Besides doing number crunching, he is also engraving runes on the targets used in the game of Kubba, a game of Scandinavian origin, a sort of skittles. Now the argument, Scandinavian, Gaelic or Anglo-Saxon runes?

The electronics section updates old computers, desktops and laptops, having set up about 30 for members and members of the community. When we were offered computers for Sheds to be distributed, Rolleston Shed has taken on the job. This involves installing and setting a system, in this case Linux Mint. The reasons for Linux being it is free, reliable and easy to use. It is also very quick to install everything including, by default, a complete office suite and browsers. Once it has been told a name and password and where in the world it is, it goes off and does everything. Add a few other useful items and actual time on the machine isn't too long.



The high tech electronics section also repairs appliances. A sewing machine that took near a week of oiling, sitting, oiling again, and again until, from two hands just making it turn to finally running smoothly. There are also power tools needing cords fixed, cake mixers and an electric lawn mower needing fixing.

Dolls houses go out the door. We note that Work Safe have not noticed that scaffolding is not use while working on the roofs. The Shed has assembled quite a number kitset garden sheds for local residents.

Tables and their construction or repair is one of the most common items in the Woodwork section.

One member keeps his eyes open and a coffee table has been made from a single-bed bed-end from off a bonfire, obviously before it was lit.



Region Four News Continued

Rolleston Men's Shed Continued:

Another table has been made from turned posts which might have been the sides of a chair, found in the grass at the side of the road. Yes, at the side of the road! A dining room table, too big for a downsized house, is now two tables. A table with a leg off, fixed and to be donated to the Salvation Army.



The schools in the Rolleston area keep presenting the Shed with jobs. A set of gym gear for mending, four room divider screens and recently six woodwork benches built, each with four woodwork vices



The Shed recently received bikes and scooters from the police, to refurbish and give to schools or other needy riders. One of the scooters had a name on it and we put our "detective" on the job.

Despite the name not being spelt correctly, the original owner has her scooter back. The Shed has in previous years, engraved names and phone numbers on bikes and scooters for local School's pupils and this service is still available to any bike or scooter owners.

The Engineering section's recent big job was making a twin axle, flat-bed trailer. Another trailer for the BBQ for use at markets is the next one being built.



They have also made a couple of adult trikes, one having been returned is now being used by a Shed member.



Region Five News

Otago and Southland

Menzshed Invercargill Opens New Premises

MenzShed Invercargill's new premises at 55 Liddell St. were officially opened by the Chairman of the Invercargill Licensing Trust, Mr Alan Dennis, on the 21st of November. Mr Dennis thanked MenzShed for the work that they have done in the community and wished them well for the future. "We like to help those who help themselves", he said.

He then went on to cut the board to open the shed.

The opening was attended by 65 people, including invited guests, sponsors, funders and members. Following the opening, a social hour was held and afternoon tea served.



The guests then moved around the shed and had a look at what work was being done. In the light engineering department, the old clock from the Arcade in the old City Centre is being restored to take pride of place in the courtyard of the new city development




They then moved on to where our very talented electrical technician Simon Seear has built a CNC router. He demonstrated its use, and showed some of the work that he has done for projects that other members have also been working on.



Note in the background our 3 Honours Boards, showing the names of Funding Sponsors, Business Partners, and Life Members.

The new shed is much larger than the first, and allows for more and bigger projects, such as the picnic tables for Stadium Southland

We welcome visits from other Shed members, so be sure to call in when touring the south. There's always a cuppa at smoko times, plus a bit of banter, or even a tall story !



Region Five News Continued

Alexandra Mens Shed

We are at last fully ensconced within our new building at the end of Boundary Road, and what a bonus the new address is proving to be. It has given our shed a far better profile and we are accordingly attracting increased interest from casual visitors and potential customers. Ten new members have joined us during the last few months as well, so from hereon it's all "onward and upward" for us.

Covid caused a temporary shut-down during the initial lock-down but we are back on deck again now. All attending members are double or treble vaccinated, we don't require masks to be worn and the shed dictat is that if feeling unwell, then just stay home. So far it has worked well, though the virus seems to be marching insidiously closer by the day, so caution remains.

Since moving into the new premises we have made a number of very worthwhile improvements including the installation of windows along the east wall which has vastly the improved natural lighting, and all new floodlighting throughout the work area. A staircase has been installed to a useable mezzanine floor which will be used as an office/display area. Initially there was much angst about provision of adequate heating ultimately this was solved very easily and satisfactorily by simply purchasing two portable diesel blower heaters, for which all members have given their unequivocal thumbs up.

The workshop remains very busy. We recently completed ten x eight seater picnic tables for Dunstan High School and are now building another six for one of the local primary schools. In addition, there are also several on-going smaller tasks and repair jobs constantly being undertaken by others. We also have established a display booth in the recycling centre across the road where we offer various surplus items for sale on a commission basis. This initiative has been well received and drawn favourable comments from local visitors to the centre. With all this going on, the recent lift in membership has been a welcome reprieve toward lightening the load. The new players are younger and faster than many of the older guard, some of whom have unfortunately been plagued by ongoing health issues, an issue no doubt common to most sheds.

We are hoping to host an Otago-Southland hub meeting at our shed next month on 15th May. This has been planned for well over a year but due to Covid, the date was constantly being moved forward to a later date. As I write, this is of course remains dependent on freedom from the virus so for the time being, we are keeping our fingers crossed and hoping for the best

Brian Taylor Coordinator



CarbaTec New Zealand have been proud national supporters of Menzshed for the past 7 years and have been a major sponsor at the last few Menzshed conferences.

We are very excited to advise that we will have a new showroom in Christchurch for you to visit very soon - opening May 2nd.

It would be great to have the opportunity to meet you at our Grand Opening and show you some of the fantastic woodworking tools and machinery we have available.



CarbaTec Auckland
110 Harris Road
East Tamaki
0800 444 329



CarbaTec Christchurch
67 Sturrocks Road
Casebrook
03 242 0606

www.carbatec.co.nz

Sponsors and Discount Benefits

Visit our web site to find out more about each company and the benefits they provide to member sheds.

www.menzshed.org.nz/membership/benefits/

